

City of Sarnia COVID-19 Arena Operating Standards

Progressive Auto Sales Arena

Effective September 14, 2020

Hours of Operation

Monday – Friday 7:00 AM – 11:00 PM

Saturdays & Sundays 7:00 AM – 11:00 PM

Who is permitted to enter the Arena?

Maximum 20 Participants

Maximum 5 Coaches

1 Spectator Per Participant

Per Rink.

How to Enter and Exit the Arena?

Participants & Coaches:

- A staff person will let Progressive Auto Sales Arena **ice users** (both Rink #1 and Rink #2) in Gate #1 as of 20 minutes prior to your scheduled ice time. Doors will be locked again 5 minutes prior to scheduled ice time. No re-entry permitted.
- Rink #1 users will enter and exit through the two west side doors of Gate #1 and Rink #2 users will enter and exit through the two east side doors of Gate #1.
- Dressing Room assignments will be marked on the appropriate doors.

Spectators:

- Permit holders are responsible for spectators during your rental and will need to supply one person (who will have to enter the Arena when participants do) to allow Spectators to access the designated spectator areas as per the below map.
- This person will count as one of your spectators.
- Permit holders must keep track of all of their own spectators to support contract tracing for spectators (in addition to participants).

What is open for use?

- Dressing rooms are open and assigned. Maximum 7 per dressing room. Due to capacity restrictions, parents may not enter dressing rooms. **No showers available.**
- Lobby washrooms will be open for Rink #1 participants, and the Rink #2 Referee Room for Rink #2 participants.
- Lobby Washrooms for Rink #2 Coaches.
- Concourse Family washrooms for Rink #1 Spectators.
- No water fountains available. Please come with a filled water bottle.

Where to get ready to go on the ice?

- We strongly recommend all participants show up ready to play, with only skates, helmets and gloves to be put on.
- Chairs have been placed inside Rink #2 doors for use by any Rink #2 Coaches, and in the lobby for use by any Rink #1 Coaches.

Additional Safety Precautions

- At all times you are required to stay within the green zones as shown on the below maps.
- All participants, coaches, and spectators must screen themselves for COVID symptoms prior to entry.
- Hand sanitizers are installed in entrances, lobby, and hallways. Please sanitize upon entry and exit.
- Masks are mandatory to be worn while inside the building and inside the dressing rooms. The only time they are not required is when they need to come off to put helmets on to go out on the ice.
- Appropriate social distancing standards are to be followed at all times, including in the dressing rooms. Distancing markers are in place in the dressing rooms.
- Participants **MUST** remain in dressing rooms until the Zamboni has complete the flood for your rental.
- All participants and Coaches must vacate the building out of the designated exits (Gate #1) within 10 minutes of the end of their ice time in order for staff to clean and disinfect prior to next use.
- All spectators must vacate the building immediately following the ice time they are there for.

What areas are regularly sanitized?

- All regular touchpoints.
- All washrooms and dressing rooms that are open for use.
- Door handles inside and outside green zones.
- Chairs, and player's benches between rentals.

Enforcement

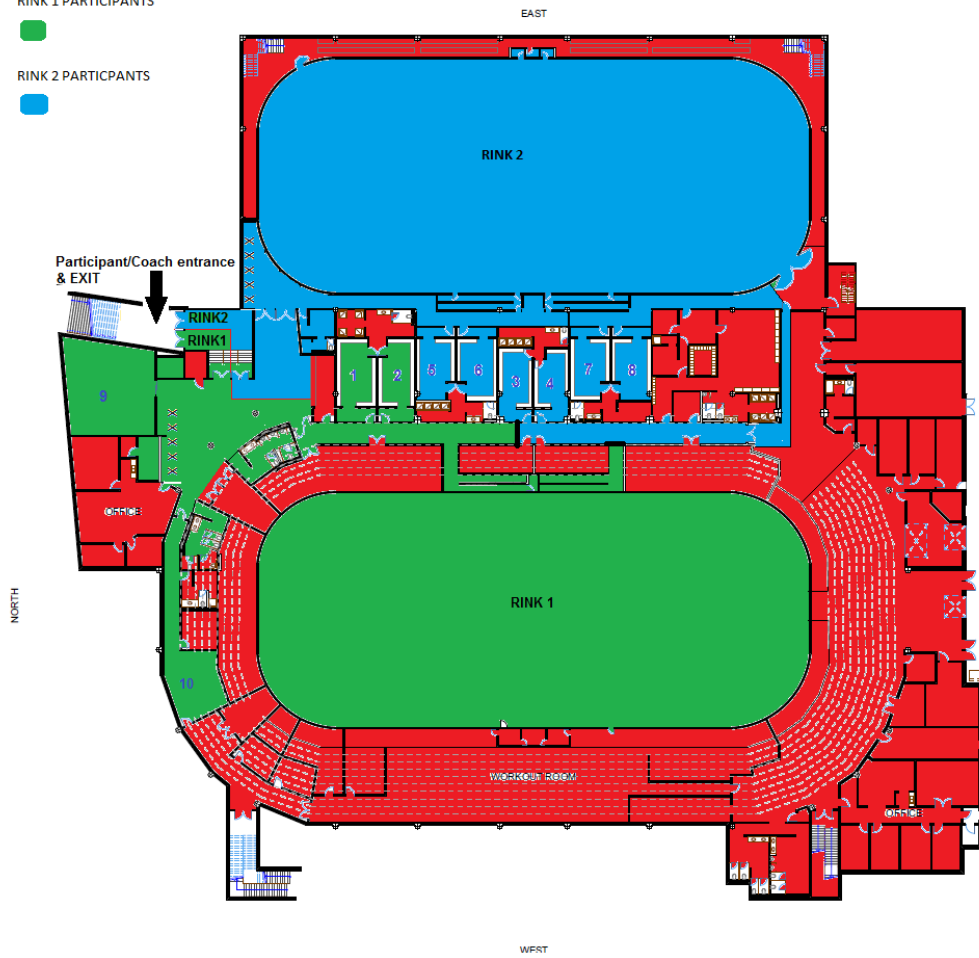
All of the above standards must be followed to help prevent the spread of COVID-19. Failure to do so will be reported and further actions may be taken, including cancellation of future rentals.

PASA Participant Map

RINK 1 PARTICIPANTS



RINK 2 PARTICIPANTS

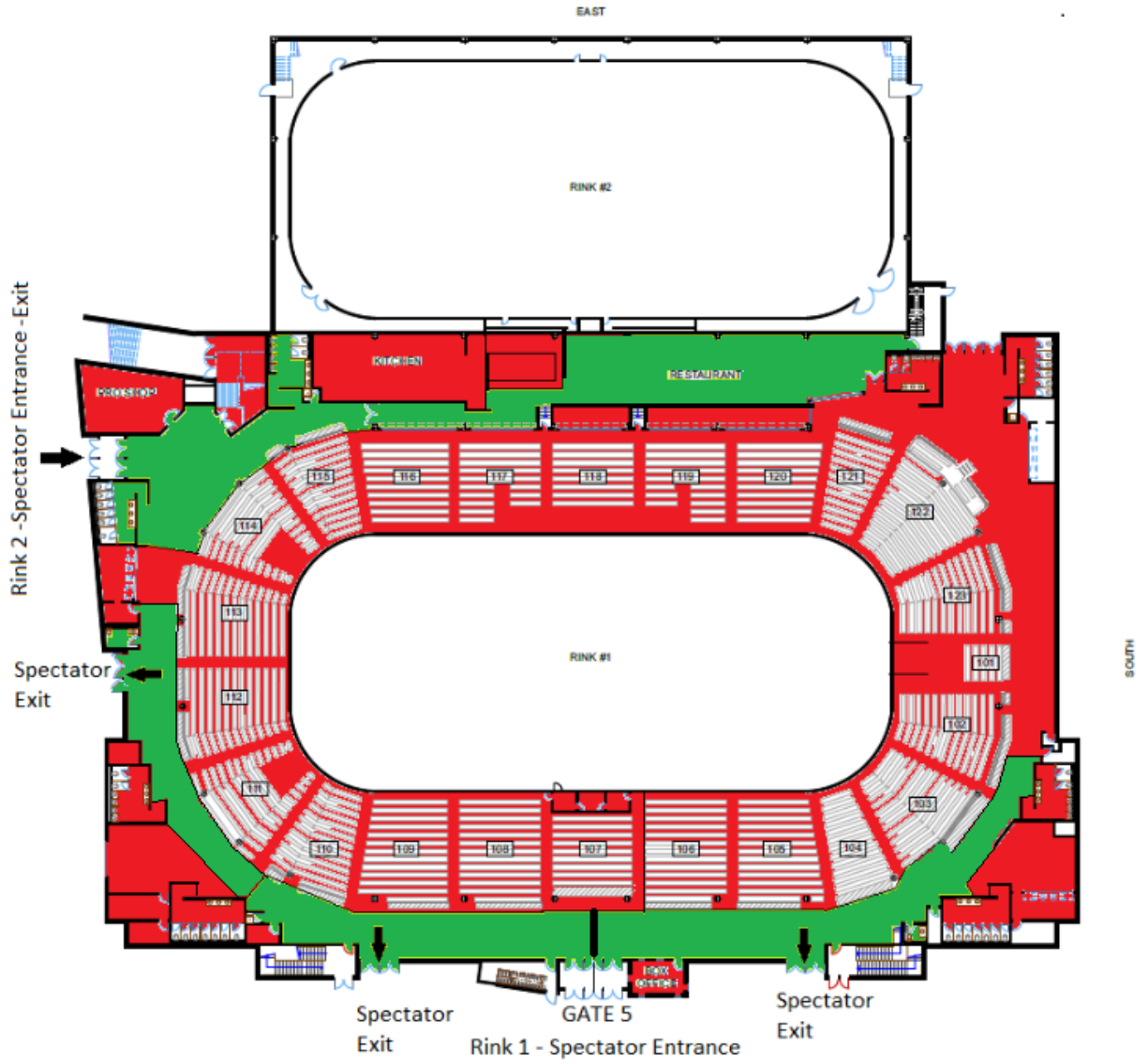


Rink 1 - Dressing rooms
 Dressing rm 1 - capacity 7
 Dressing rm 10 - capacity 14
 Dressing rm 2 - capacity 7
 Dressing rm 9 - capacity 14

Rink 2 - Dressing rooms
 Dressing rm 3 - capacity 7
 Dressing rm 4 - capacity 7
 Dressing rm 5 - capacity 7

Dressing rm 6 - capacity 7
 Dressing rm 7 - capacity 7
 Dressing rm 8 - capacity 7

PASA Spectator Map



Clearwater Arena

Effective September 14, 2020

Hours of Operation

Monday – Friday 4:00 – 11:00 PM

Saturdays & Sundays 7:00 AM – 11:00 PM

Who is permitted to enter the Arena?

Maximum 20 Participants

Maximum 5 Coaches

1 Spectator Per Participant

Per Rink.

How to Enter and Exit the Arena?

Participants & Coaches:

- A staff person will let Red Rink **ice users** in the Red Rink (East) double doors off the back parking lot 20 minutes prior to your scheduled ice time. Doors will be locked again 5 minutes prior to scheduled ice time. No re-entry permitted.
- A staff person will let Blue Rink ice users in the Blue Rink (West) double doors off the back parking
- Dressing Room assignments will be marked on the appropriate doors.

Spectators:

- Permit holders are responsible for spectators during your rental and will need to supply one person (who will have to enter the Arena when participants do) to allow Spectators to access the designated spectator areas as per the below map.
- This person will count as one of your spectators.
- Permit holders must keep track of all of their own spectators to support contract tracing for spectators (in addition to participants).

What is open for use?

- Dressing rooms are open and assigned. Maximum 7 per dressing room. Due to capacity restrictions, parents may not enter dressing rooms. **No showers available.**
- Lobby washrooms will be available for participants and spectators.
- No water fountains available. Please come with a filled water bottle.

Where to get ready to go on the ice?

- We strongly recommend all participants show up ready to play, with only skates, helmets and gloves to be put on.
- The First Aid Room & Red Rink Ref's Room off of the Lobby will be for Coaches use on the Red Rink. A dressing Room will be assigned for Coaches on the Blue Rink.

Additional Safety Precautions

- At all times you are required to stay within the green zones as shown on the below map.
- All participants, coaches, and spectators must screen themselves for COVID symptoms prior to entry.
- Hand sanitizers are installed in entrances, lobby, and hallways. Please sanitize upon entry and exit.
- Masks are mandatory to be worn while inside the building and inside the dressing rooms. The only time they are not required is when they need to come off to put helmets on to go out on the ice.
- Appropriate social distancing standards are to be followed at all times, including in the dressing rooms. Distancing markers are in place in the dressing rooms.
- Participants **MUST** remain in dressing rooms until the Zamboni has complete the flood for your rental.
- All participants and coaches must vacate the building out of the designated exits within 10 minutes of the end of their ice time in order for staff to clean and disinfect prior to next use.
- All spectators must vacate the building immediately following the ice time they are there for.

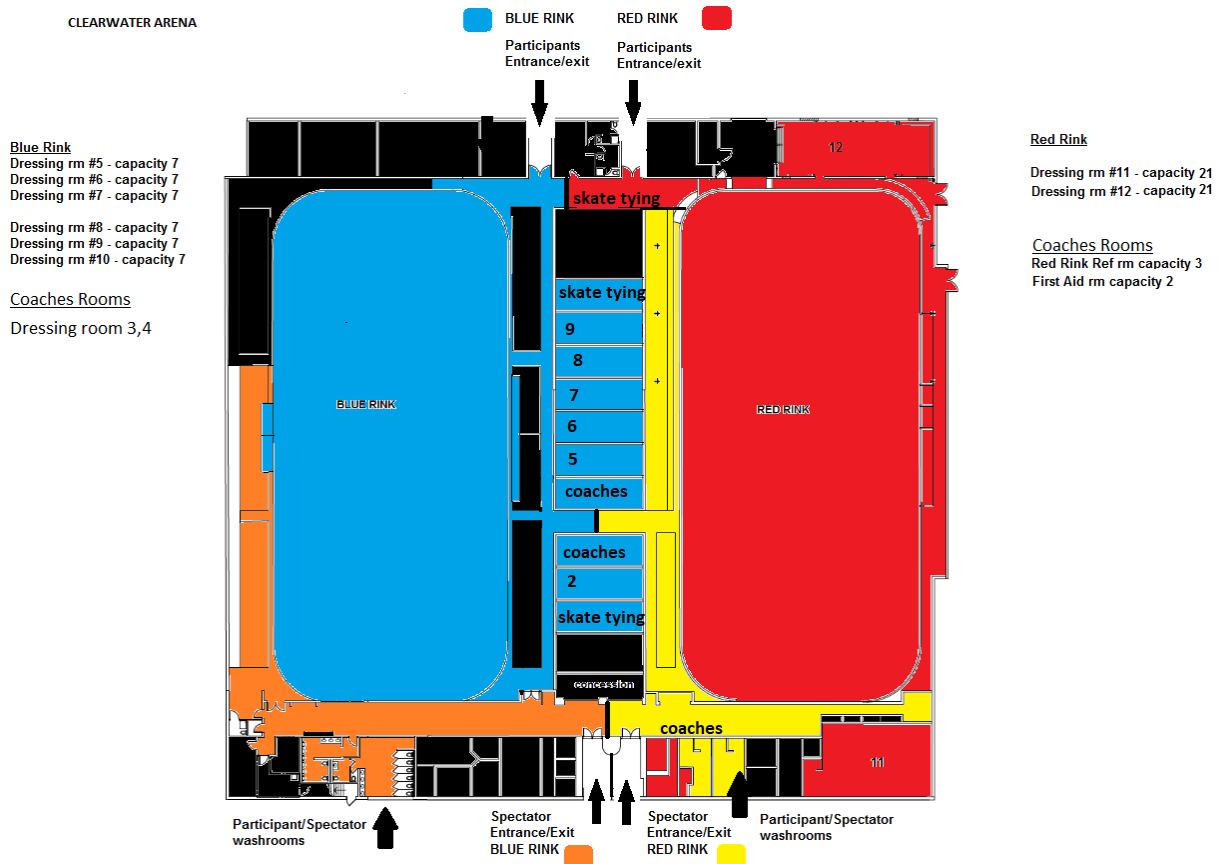
What areas are regularly sanitized?

- All regular touchpoints.
- All washrooms and dressing rooms that are open for use.
- Door handles inside and outside green zones.
- Chairs, and player's benches between rentals.

Enforcement

All of the above standards must be followed to help prevent the spread of COVID-10. Failure to do so will be reported and further actions may be taken, including cancellation of future rentals.

Clearwater Arena Map



Sarnia Arena

Effective September 21, 2020

Hours of Operation

Monday – Friday 3:00 – 10:00 PM

Saturdays & Sundays 10:00 AM – 5:00 PM

Who is permitted to enter the Arena?

Maximum 20 Participants

Maximum 5 Coaches

1 Spectator Per Participant

How to Enter and Exit the Arena?

Participants & Coaches:

- A staff person will let **ice users** in the front doors on Brock Street 20 minutes prior to your scheduled ice time. Doors will be locked again 5 minutes prior to scheduled ice time. No re-entry permitted.
- Dressing room assignments will be marked on the appropriate doors.

Spectators:

- Permit holders are responsible for spectators during your rental and will need to supply one person (who will have to enter the Arena when participants do) to allow Spectators through the North doors to access the designated spectator areas as per the below map.
- This person will count as one of your spectators.
- Permit holders must keep track of all of their own spectators to support contract tracing for spectators (in addition to participants).

What is open for use?

- Dressing rooms are open and assigned. Maximum 7 per dressing room. Due to capacity restrictions, parents may not enter dressing rooms. **No showers available.**
- Lobby washrooms for participants and spectators.
- No water fountains available. Please come with a filled water bottle.

Where to get ready to go on the ice?

- We strongly recommend all participants show up ready to play, with only skates, helmets and gloves to be put on.

Additional Safety Precautions

- At all times you are required to stay within the green zones as shown on the below map.
- All participants, coaches, and spectators must screen themselves for COVID symptoms prior to entry.
- Hand sanitizers are installed in entrances, lobby, and hallways. Please sanitize upon entry and exit.
- Masks are mandatory to be worn while inside the building and inside the dressing rooms. The only time they are not required is when they need to come off to put helmets on to go out on the ice.
- Appropriate social distancing standards are to be followed at all times, including in the dressing rooms. Distancing markers are in place in the dressing rooms.
- Participants **MUST** remain in dressing rooms until the Zamboni has complete the flood for your rental.
- All participants and Coaches must vacate the building out of the designated exits within 10 minutes of the end of their ice time in order for staff to clean and disinfect prior to next use.
- All spectators must vacate the building immediately following the ice time they are there for.

What areas are regularly sanitized?

- All regular touchpoints.
- All washrooms and dressing rooms that are open for use.
- Door handles inside and outside green zones.
- Player's benches between rentals.

Enforcement

All of the above standards must be followed to help prevent the spread of COVID-19. Failure to do so will be reported and further actions may be taken, including cancellation of future rentals.

Sarnia Arena Map

